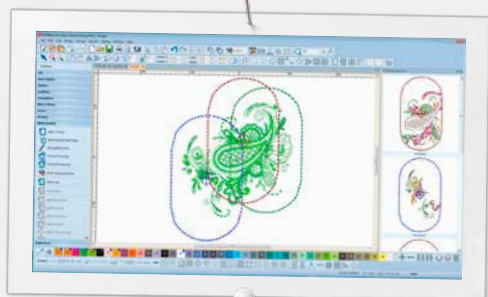


New Features to Enjoy


Positioning

- Set the design worksheet and add the template to your preview
- Move and rotate the design within hoop
- Use the advanced print preview options
- Use hoop template and basting stitch markers for exact positioning



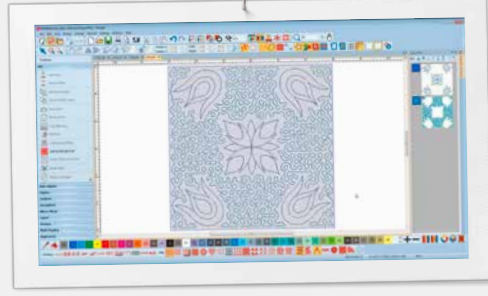
Multi-Hooping

- Automatically places hoops to cover the entire design, fitting as many objects as possible into each hoop position
- Preview hooping sequence
- Save as complete design or as separate multi-hooping machine files



Color Management

- Color Wheel features various options
- Chosen colors are tagged with a blue marker
- Hide or show unused colors in the palette
- Easy to pick a color
- New Thread Docker makes it easy to select your choice of thread brands
- Horizontal or vertical layout



Automated Quilt Block Layout

- Automatic quilt background stitching used to create echo quilting, scroll quilting, or stipple-filled quilt blocks
- Quilt block sizing and positioning aids

Integrated Embroidery Library

- Better and more powerful search engine
- Quicker access to all designs and improved design management
- Easier to browse, group and search for designs

User-friendly Interface and Improved Features

- Enhanced, intuitive and easy-to-manage toolboxes and dockers
- Choice between small or large icons for a perfect view
- Tool names can be displayed if desired
- More than one design can be opened at a time, easy switching between designs via design tabs

New Technical Features

- Compatible with Windows 7/8/10 and 4K monitors
- Includes CorelDRAW Graphics Suite SE
- Enhanced Knife Tool



General Features	DesignerPlus 8	Free Trial
Windows® 7, 8 and 10 compatible	x	x
Intel-based Mac with Bootcamp	x	x
NEW Compatible with 4K/ UHD screen resolution	x	x
Automatic updates	x	x
NEW CorelDRAW® Graphics Suite SE included	x	-
Interactive onscreen manual	x	x
Toggle between inches and metric system	x	x
Built-in designs	596	43
NEW Embroidery Library with search functionality	x	x
NEW Separate folder for designs and machine files	x	x
NEW Thread charts added	x	x
NEW Benartex fabrics added	x	-
NEW USB stick for software installation	x	-
NEW Product key for software activation*	x	-
IMPROVED User-friendly interface	x	x
IMPROVED Easy-to-identify large color icons	x	x
Hoops		
IMPROVED Machine, hoop and foot selection with realistic display (improved)	x	x
NEW Hoop templates for design positioning	x	x
IMPROVED Create your own hoop sizes	x	x
IMPROVED Multi-hooping function	x	x
NEW BERNINA E 16 hoops included	x	x
Three-Dimensional (3D) Designs		
NEW Couching	x	x
NEW CutWork	x	x
StumpWork	x	x
Trapunto and raised satin embroidery	x	x
PunchWork	x	x
3D Puffy lettering	x	x
Thread Palette Selection		
NEW My Threads docker	x	x
IMPROVED Color palette	x	x
Color picker	x	x
Cycle used colors	x	x
Color Wheel	x	x
Thread Chart Management	x	x
Thread matching across thread brands	x	x
Lettering		
Built-in embroidery fonts	99	7
Lettering overlay removal	x	x
Baseline options	x	x
Alignment tools	x	x
Elastic lettering	x	x
NEW Automatic kerning for distinctive TrueType Fonts	x	x
Kerning letters	x	x
Reshape individual letters	x	x
Change individual letter colors	x	x
TrueType and OpenType fonts	x	x
IMPROVED Font selection	x	x
Monograms		
NEW Monogram template designs	x	x
Advanced monogramming	x	x
Create monogram borders	x	x
Edit and Customize		
NEW Layout to work area/quilt block	x	x
NEW Copy and apply object properties	x	x
NEW Duplicate with or without offset	x	x
NEW Array and reflect mirror image and merge tools	x	x
NEW Knife tool to cut objects	x	x
NEW Basting stitch marker and graphic markers	x	x
Combine designs and lettering objects	x	x
Toggle between fill and outline	x	x
Change stitch types	x	x
Selection tool	x	x
Break apart including lettering	x	x
Rescale designs	x	x
Rotation	x	x
Group and ungroup objects	x	x
Polygon select tool	x	x
Stitch edit	x	x
Add multiple stitch angles	x	x
Reshape and align objects	x	x
Mirror image and merge tools	x	x
Wreath and kaleidoscope tools	x	x
Color film	x	x
Object list	x	x
Sequence by selects	x	x
Rescale graphics in Artwork & Embroidery canvas mode	x	x

General Features	DesignerPlus 8	Free Trial
Add and fill holes	x	x
Quick clone	x	x
View Designs		
NEW Design tabs	x	x
NEW Show work area/quilt block	x	x
NEW Travel toolbar	x	x
IMPROVED Stitch player	x	x
IMPROVED Background and display colors	x	x
Design is grouped when inserted; ungrouped when opened	x	x
Grid	x	x
Rulers and guides	x	x
Artistic view	x	x
Design overview window	x	x
Zoom tools	x	x
Show/hide stitches and object outlines	x	x
View by color	x	x
IMPROVED Style preview	x	x
IMPROVED Fabric display	x	x
Thumbnail design preview	x	x
Edit Stitch Functions		
NEW Always tie-off and trim	x	x
Tie in/tie off and closest join	x	x
Apply custom or auto fabrics	x	x
Multiple underlays	x	x
Underlay options	x	x
Start/end point positions	x	x
Re-sequencing designs	x	x
Remove overlaps	x	x
Travel on edge	x	x
Pull compensation	x	x
Adjust stitch spacing by percentage	x	x
Buttonholes		
Design buttonholes	x	x
NEW Cut buttonhole slits	x	x
Appliqué		
NEW Create appliqué with CutWork	x	x
Advanced and auto appliqué	x	x
Remove appliqué overlaps	x	x
Stitch Effects		
NEW 3D Globe Effect for pattern fill	x	x
NEW Elastic Fancy fill	x	x
NEW Alternating pattern fills	x	x
NEW Quilting backgrounds	x	x
IMPROVED Automatic corners	x	x
IMPROVED Outlines and offsets	x	x
Calligraphy	x	x
Carving	x	x
Pattern stamp	x	x
Color blending	x	x
Textured-edge fill	x	x
Wave fill	x	x
Halo	x	x
Morphing	x	x
Stitch Types (Fills and Outlines)		
Step fill	x	x
Satin and special satin	x	x
Raised satin	x	x
Fancy fill	x	x
Sculptured fancy fill	x	x
Ripple stitch fill	x	x
Contour fill	x	x
Blackwork	x	x
Candlewicking	x	x
Lacework fill	x	x
Pattern	x	x
Cross stitch fill	x	x
Stipple fill	x	x
Create pattern fills	x	x
Single and triple outline	x	x
Backstitch and stemstitch outline	x	x
NEW Sculptured run outline	x	x
NEW Zigzag outline	x	x
Blanket outline	x	x
Pattern run outlines	x	x
Candlewicking outlines	x	x
Blackwork	x	x
Artistic Design		
ART strokes (Artwork canvas mode)	x	-
Artwork included (Corel CONNECT)	x	-

General Features	DesignerPlus 8	Free Trial
NEW PowerTRACE (Artwork canvas mode)	x	-
Link to graphics programs	x	-
Multiple graphic formats supported	x	-
Defined drawing shapes (Artwork canvas mode)	x	-
Add text (Artwork canvas mode)	x	-
IMPROVED Smart drawing tool (Artwork canvas mode)	x	-
Freehand drawing tool (Artwork canvas mode)	x	-
Auto Digitizing		
NEW Color PhotoStitch	x	x
PhotoSnap	x	x
IMPROVED Auto-digitizing tool	x	x
Automatic outlines and borders	x	x
Magic wand	x	x
NEW Magic wand block digitizing	x	x
NEW Magic wand fill without holes	x	x
NEW Magic wand center line trace	x	x
NEW Selectable magic wand color matching methods	x	x
Digitizing		
New from template	x	x
Freehand embroidery tools (Embroidery canvas mode)	x	x
Manual and block-digitizing tools	x	x
Shape tools	x	x
Formats		
IMPROVED Open and save designs in multiple formats	x	x
NEW Save designs in the all new V8 ART and EMB format	x	x
Save design as image	x	x
Other Features		
NEW Right-click menu for object editing	x	x
NEW Feedback Reporter to report software issues	x	x
IMPROVED Printed worksheet with machine runtime	x	x
Print your ART canvas	x	x
Direct machine connect with ADX	x	x
Data transfer via USB stick	x	x
Support and service	x	x
BERNINA Cross Stitch		
Cross stitch styles	x	x
Cross stitch orientation	x	x
Fabric count settings	x	x
Thread count	x	x
Thread charts	x	x
Lettering	x	x
Auto cross stitch	x	x
Flood fill	x	x
Magic wand	x	x
Manual digitizing tools	x	x
Rubber stamp	x	x
Auto select tool	x	x
Rotate	x	x
Mirror image	x	x
Scan artwork	x	x
Cut, copy, paste and duplicate	x	x
Eraser	x	x
BERNINA Quilter		
Quilt design program	x	x
Printable reference information	x	x
Preview appliqué and embroidery placement on quilt blocks	x	x
Extensive block library	x	x
Block editor	x	x
Block layout: set individual block sizes	x	x
Diamond block layout	x	x
Sashing	x	x
Border layout	x	x
Mirror and rotate blocks	x	x
Fabric and color palettes	x	x
Customize fabric library	x	x
Lock function for whole quilt, embroidery and appliqué	x	x
Alignment tools	x	x
Copy, cut and paste functions	x	x

* Each product key has three activations. The end user license agreement only permits 1 user to install the software on 2 computers. The software license is non-transferable and the third activation is intended as a spare to use, if one computers is damaged or lost.

bernina.com/v8

Not all models and accessories are available in all countries. Equipment, features and functions may be subject to change. Further information is available at your local BERNINA Store.

© 2016 BERNINA of America

6 finished projects

1 kitty photo digitized with Color PhotoStitch

363 stars designed with 3D Globe Effect

3 easily created textures with Couching

1 embroidery software for great designs

1 newly decorated home



BERNINA
Embroidery Software 8
DesignerPlus



Now available at your local BERNINA store!

Compatible with Microsoft® and Mac®

Free 30-day trial version:
bernina.com/v8



made to create **BERNINA**

BERNINA Embroidery Software 8—more creativity in 3D

Now available on a USB stick, it includes an advanced range of great new features, including 3D effects, for unique surface embellishments.

Turn your favorite photo into embroidered eternity with the new Color PhotoStitch feature. The new 3D Globe Effect brings pattern fills to life while the incredible Couching Effect plays with wool thread and embroidery in combination. Your monograms and letters clearly stand out with Puffy Lettering and the advanced CutWork functions give your cut-outs outstanding results. Use the PunchWork and StumpWork options to add special effects in combination with embroidery.


The incredible software features are easy to use and navigate thanks to the updated user-friendly interface. The Positioning feature makes it easy to place designs in the right spot. Creating large designs is a cinch because of the Multi-hooping feature which automatically places more than one hoop for large designs. Palette positions are numbered for easy reference within the new Color Management system. And embroidering on quilts just got easier with the new Automated Quilt block layout feature. Whatever you imagine-you can do with the BERNINA Embroidery Software 8 DesignerPlus. Whether it's applying special effects to artwork, adding text, shapes, freehand drawing elements or tracing bitmaps for unique multi-media projects. Easily turn artwork from various graphic formats into embroidering designs in just one click using the Automatic Digitizing tool. Preview your design on different article options. Embroidery has never been easier and more fun.

Color PhotoStitch NEW

Turn your best friend's photo into a realistic and detailed embroidery design. In just a few simple steps, the automatic digitizing function transfers your photo into an easy-to-stitch-out embroidery design. Choose the color and size, and the software does the rest.




Puffy Lettering adds outstanding 3D effects to your embroidered letters.



3D Globe Effect NEW

Create a 3D look with the Globe Effect feature where flat embroidery is turned in a 3D design through a visual illusion.



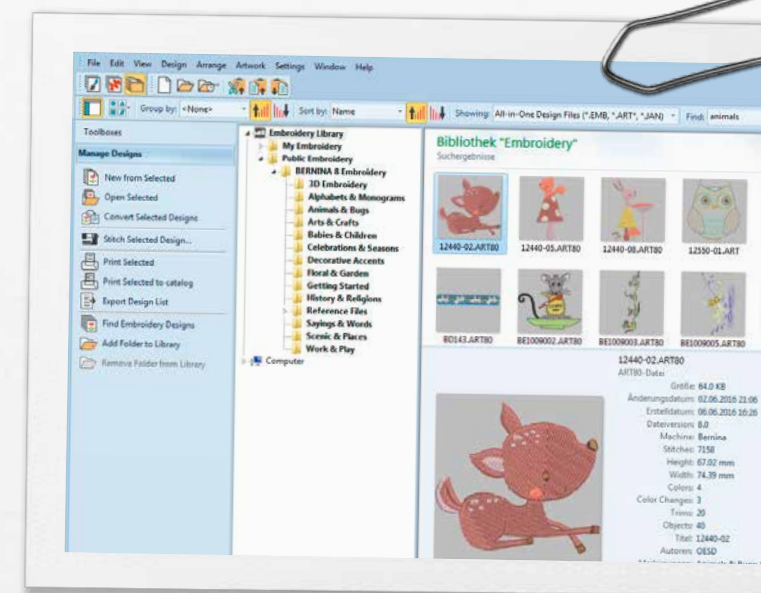
Couching NEW

Create special embroidered effects with wool in combination with classic stitching. The wool threads pop out on your design for stunning effects.



Embroidery Library NEW

The integrated Design Library offers quick access to all your designs making it easy to browse, group, search or get inspired.



Advanced CutWork with Eyelet Embroidery and Appliqué

Learn more about the BERNINA Embroidery Software 8 at bernina.com/V8

The new BERNINA Embroidery Software V8 package consists of a USB stick and a Product Key Card, which replaces the traditional dongle. The USB stick is used for software installation and the Product Key Card is used for activation. BERNINA Embroidery Software 8 is only available at the DesignerPlus level. For more information about installation, update and/or upgrade, please contact your local BERNINA store or visit bernina.com/V8.

